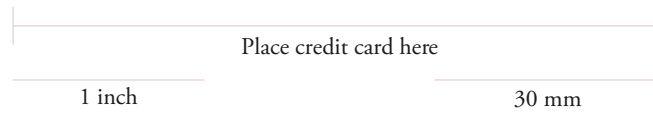




## HOW TO FIND YOUR RING SIZE

We recommend going to a jeweler to have your finger(s) measured. However this guide can help you determine your ring size.

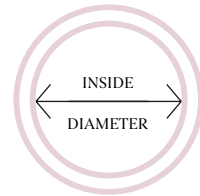
Before measuring, please confirm the size of the printed paper by placing your credit card on the line:



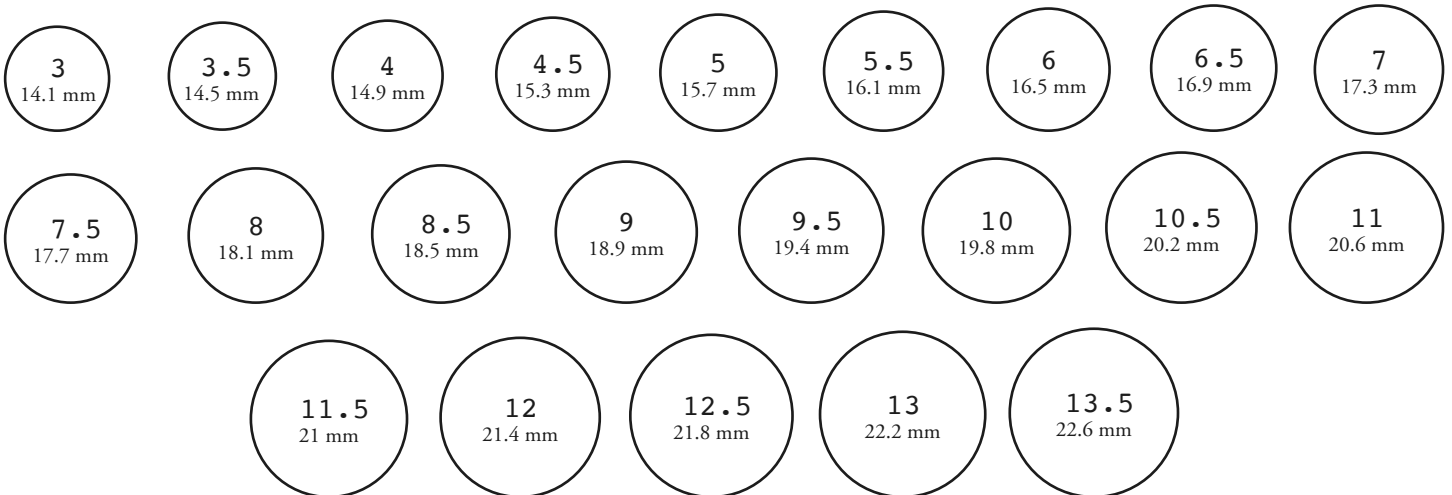
### 1st Method:

Use any of your ring that fits the intended finger. Place it over a circle to match the inside edge of the ring.

In case your ring falls between two sizes, it is advised to choose the larger size.



### US & Canadian Ring Sizes



### 2nd Method: Use a Paper Ring Sizer

Use this paper sizer by wrapping the ruler around the intended finger. Cut a vertical slit on the pink line.

